



English-Language Students, 2017–2018

It is important to **compare results over time** to identify trends in student learning. Such analyses help us to understand achievement within subject areas and course types and among groups of students. EQAO bases its observations on five-year trends for this reason.

Primary Division (Grades 1–3) and Junior Division (Grades 4–6)

Assessments of Reading, Writing and Mathematics: Mathematics Component

The primary- and junior-division Assessments of Reading, Writing and Mathematics measure the reading, writing and mathematics skills *The Ontario Curriculum* expects students to have learned by the end of Grades 3 and 6. The results of the mathematics component of these assessments over a period of five years are featured in the following bar graphs.

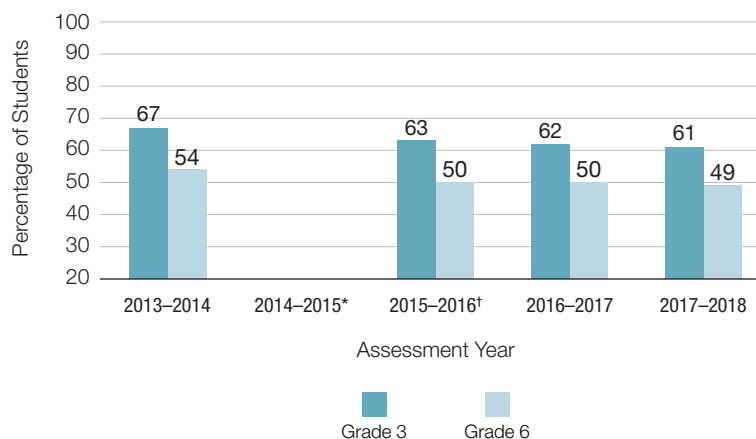
Grade 3

- There were 132 656 Grade 3 students at the time of the 2017–2018 primary-division assessment.

Grade 6

- There were 132 766 Grade 6 students at the time of the 2017–2018 junior-division assessment.

Percentage of Grade 3 and Grade 6 Students At or Above the Provincial Standard (Levels 3 and 4)



* Provincial-level results for the English-language school system are not available for 2015. Due to labour disruptions, a significant proportion of schools did not participate in the provincial assessments that school year.

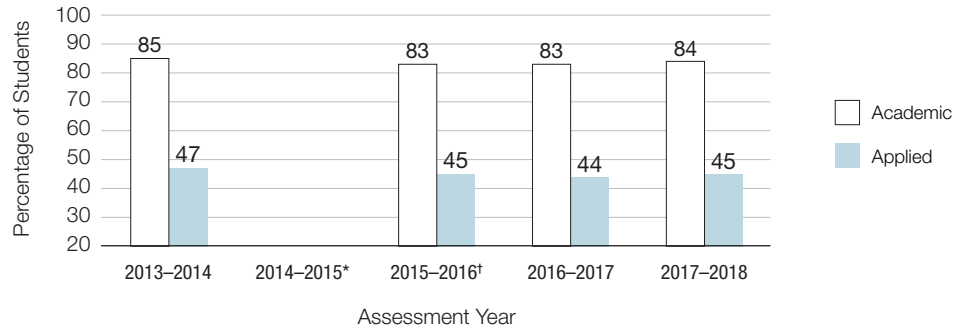
† In 2016, elementary schools in the Toronto Catholic District School Board did not participate in the assessments due to labour issues.

Grade 9 Assessment of Mathematics

The Grade 9 Assessment of Mathematics measures the mathematics skills *The Ontario Curriculum* expects students to have learned by the end of Grade 9. Separate versions of the assessment are administered to students in the academic and applied courses.

- There were 96 996 Grade 9 students enrolled in the academic course and 33 451 in the applied course at the time of the 2017–2018 assessment.

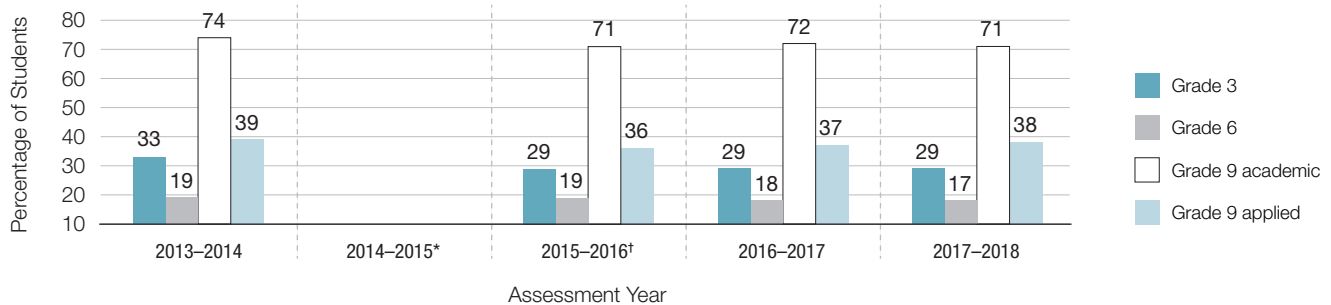
Percentage of Grade 9 Students At or Above the Provincial Standard (Levels 3 and 4)



* Provincial results for the Grade 9 Assessment of Mathematics are not available for 2015. Due to labour disruptions, not all schools participated that school year.
 † In 2016, secondary schools in the Trillium Lakelands District School Board did not participate in the assessments due to labour issues.

Grades 3, 6 and 9: Students with Special Education Needs (Excluding Gifted)

- During the 2017–2018 school year, there were 23 789 students with special education needs enrolled in Grade 3, 28 757 students with special education needs enrolled in Grade 6, 7795 students with special education needs enrolled in the academic mathematics course, and 13 759 students with special education needs enrolled in the applied mathematics course.
- The following bar graphs show, for a five-year period, the percentages of students with special education needs who met the provincial mathematics standard for the primary- and junior-division assessments or for the Grade 9 Assessment of Mathematics.



* Provincial-level results for the English-language school system are not available for 2015. Due to labour disruptions, a significant proportion of schools did not participate in the provincial assessments that school year.

† In 2016, elementary schools in the Toronto Catholic District School Board and secondary schools in the Trillium Lakelands District School Board did not participate in the assessments due to labour issues.

Please visit www.eqao.com for more information.

About EQAO

EQAO's tests measure student achievement in reading, writing and mathematics in relation to *Ontario Curriculum* expectations. The resulting data provide accountability and a gauge of quality in Ontario's publicly funded education system. By providing this important evidence about learning, EQAO acts as a catalyst for increasing the success of Ontario students.

The objective and reliable results from EQAO's tests complement the information obtained from classroom and other assessments to provide students, parents, teachers and administrators with a clear and comprehensive picture of student achievement and a basis for targeted improvement planning at the individual, school, school board and provincial levels. EQAO helps build capacity for the appropriate use of data by providing resources that educators, parents, policy-makers and others in the education community can use to improve learning and teaching. EQAO distributes an individual report to each student who writes a test, and posts school, school board and provincial results on its Web site.